



SBS822

Schottky Barrier Diode 20V, 1A, Low VF Dual MCPH5

ON Semiconductor®

<http://onsemi.com>

Applications

- High frequency rectification (switching regulators, converters, choppers).

Features

- Low forward voltage ($I_F=0.5A$, $V_F \text{ max}=0.39V$) ($I_F=1A$, $V_F \text{ max}=0.46V$).
- Composite type with 2 low VF SBDs in one package, facilitating high-density mounting.
- Ultrasmall-size package permitting applied sets to be small and slim (Mounting height 0.85mm).
- Halogen free compliance.

Specifications

Absolute Maximum Ratings at $T_a=25^\circ C$ (Value per element)

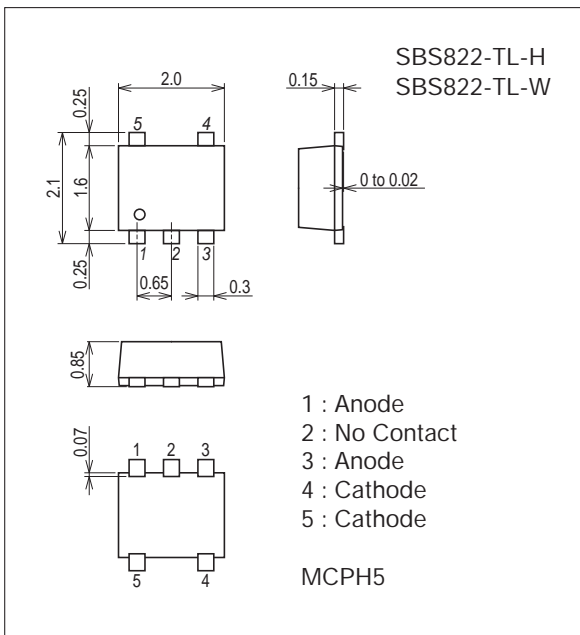
Parameter	Symbol	Conditions	Ratings	Unit
Repetitive Peak Reverse Voltage	VRRM		20	V
Nonrepetitive Peak Reverse Surge Voltage	VRSM		20	V
Average Output Current	I_O	When mounted on ceramic substrate (1000mm ² ×0.8mm) Rectangular wave	1	A
Surge Forward Current	I_{FSM}	50Hz sine wave, 1 cycle	5	A
Junction Temperature	Tj		-55 to +125	°C
Storage Temperature	Tstg		-55 to +125	°C

Stresses exceeding Maximum Ratings may damage the device. Maximum Ratings are stress ratings only. Functional operation above the Recommended Operating Conditions is not implied. Extended exposure to stresses above the Recommended Operating Conditions may affect device reliability.

Package Dimensions

unit : mm (typ)

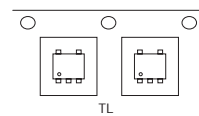
7021A-001



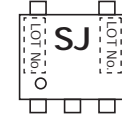
Ordering & Package Information

Device	Package	Shipping	note
SBS822-TL-H	MCPH5 SC-88A, SC-70-5, SOT-353	3,000 pcs./reel	Pb-Free and Halogen Free
SBS822-TL-W	MCPH5 SC-88A, SC-70-5, SOT-353	3,000 pcs./reel	

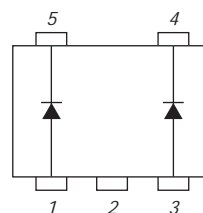
Packing Type : TL



Marking



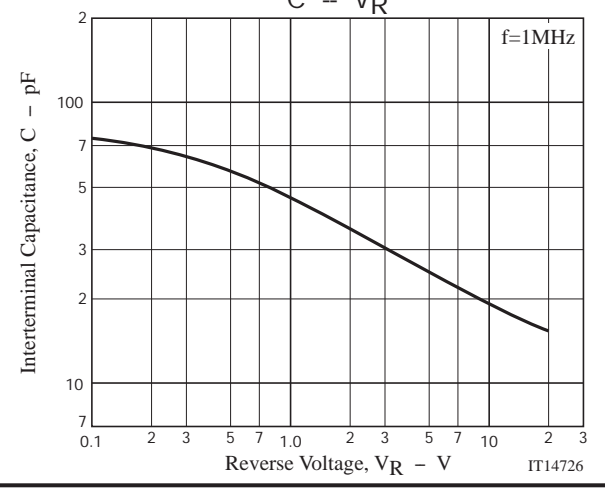
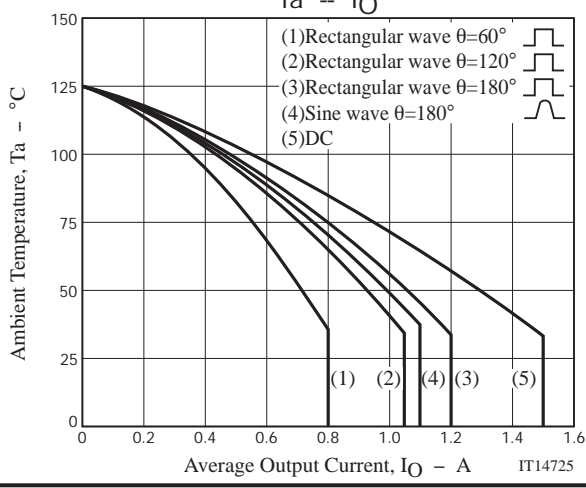
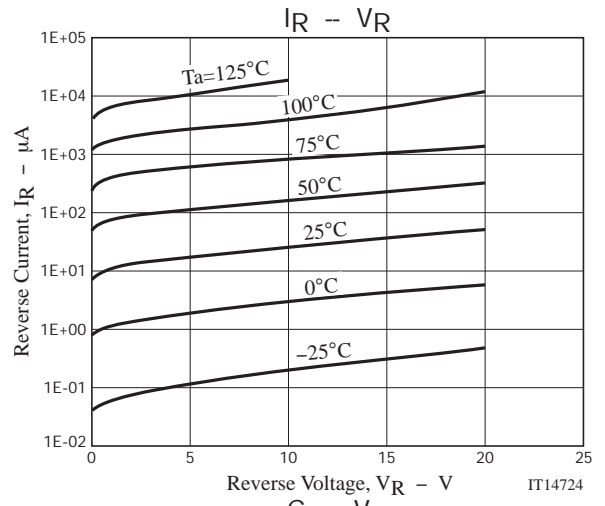
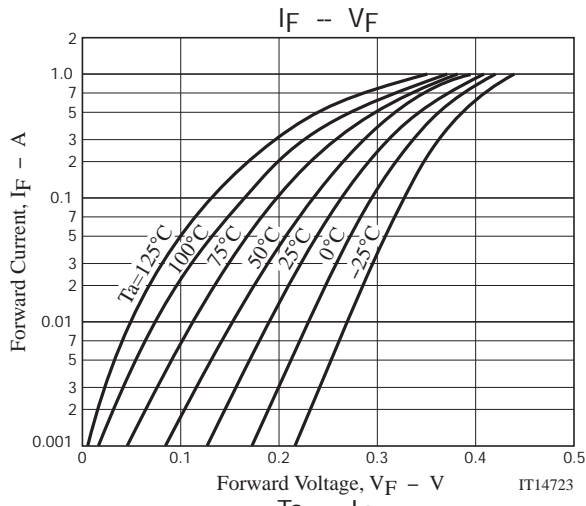
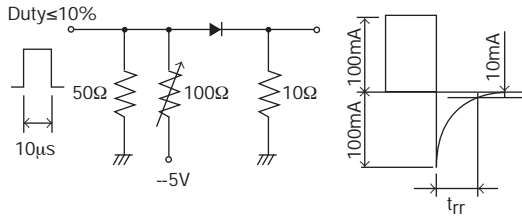
Electrical Connection



Electrical Characteristics at Ta=25°C (Value per element)

Parameter	Symbol	Conditions	Ratings			Unit
			min	typ	max	
Reverse Voltage	V _R	I _R =0.5mA	20			V
Forward Voltage	V _{F1}	I _F =0.5A		0.34	0.39	V
	V _{F2}	I _F =0.7A		0.37	0.42	V
	V _{F3}	I _F =1A		0.41	0.46	V
Reverse Current	I _R	V _R =10V			110	μA
Interterminal Capacitance	C	V _R =10V, f=1MHz		19		pF
Reverse Recovery Time	t _{rr}	I _F =I _R =100mA, See specified Test Circuit.			10	ns
Thermal Resistance	R _{th(j-a)}	When mounted on ceramic substrate (1000mm ² ×0.8mm)		130		°C / W

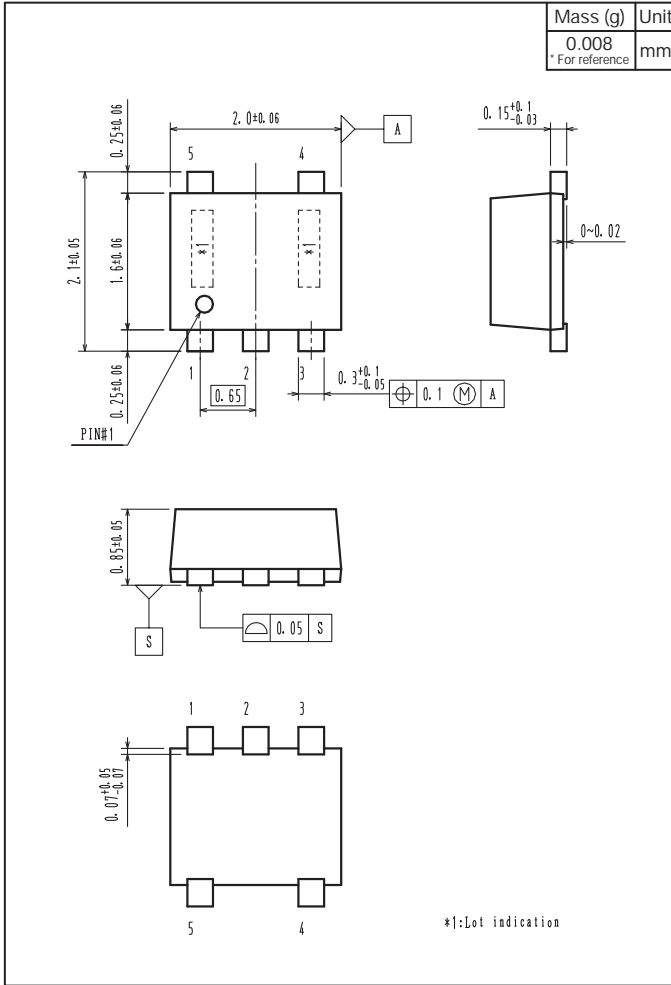
t_{rr} Test Circuit



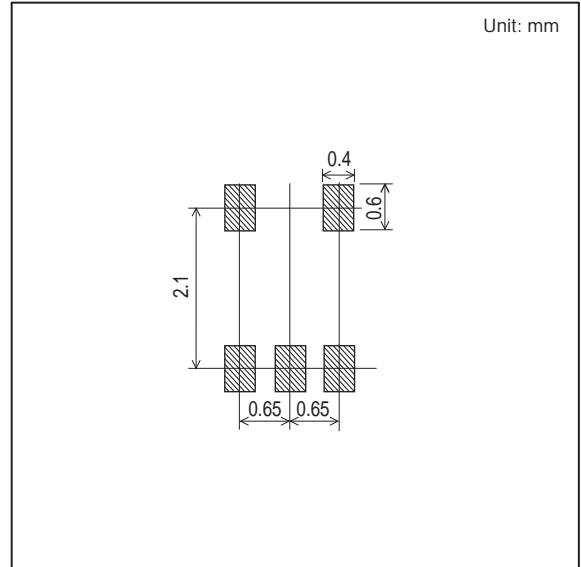
SBS822

Outline Drawing

SBS822-TL-H, SBS822-TL-W



Land Pattern Example



ON Semiconductor and the ON logo are registered trademarks of Semiconductor Components Industries, LLC (SCILLC). SCILLC owns the rights to a number of patents, trademarks, copyrights, trade secrets, and other intellectual property. A listing of SCILLC's product/patent coverage may be accessed at www.onsemi.com/site/pdf/Patent-Marking.pdf. SCILLC reserves the right to make changes without further notice to any products herein. SCILLC makes no warranty, representation or guarantee regarding the suitability of its products for any particular purpose, nor does SCILLC assume any liability arising out of the application or use of any product or circuit, and specifically disclaims any and all liability, including without limitation special, consequential or incidental damages. "Typical" parameters which may be provided in SCILLC data sheets and/or specifications can and do vary in different applications and actual performance may vary over time. All operating parameters, including "Typicals" must be validated for each customer application by customer's technical experts. SCILLC does not convey any license under its patent rights nor the rights of others. SCILLC products are not designed, intended, or authorized for use as components in systems intended for surgical implant into the body, or other applications intended to support or sustain life, or for any other application in which the failure of the SCILLC product could create a situation where personal injury or death may occur. Should Buyer purchase or use SCILLC products for any such unintended or unauthorized application, Buyer shall indemnify and hold SCILLC and its officers, employees, subsidiaries, affiliates, and distributors harmless against all claims, costs, damages, and expenses, and reasonable attorney fees arising out of, directly or indirectly, any claim of personal injury or death associated with such unintended or unauthorized use, even if such claim alleges that SCILLC was negligent regarding the design or manufacture of the part. SCILLC is an Equal Opportunity/Affirmative Action Employer. This literature is subject to all applicable copyright laws and is not for resale in any manner.